

**DEVONSHIRE COUNTY SANITATION DISTRICT
HARBOR INDUSTRIAL SEWER MAINTENANCE DISTRICT
SCENIC HEIGHTS COUNTY SANITATION DISTRICT**

**Information on Proposed Sewer Service Rate Increases
for Fiscal Years 2020-21 through 2022-23**

**To be Considered by the County of San Mateo Board of
Supervisors during a Public Hearing on:**

**Tuesday, July 21, 2020 at 9:00 a.m.
Board of Supervisors Chambers
Hall of Justice and Records
400 County Center, Redwood City**

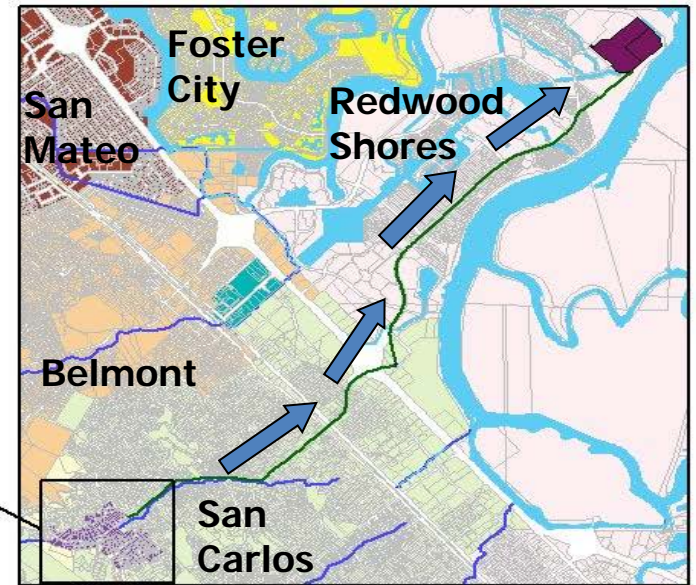
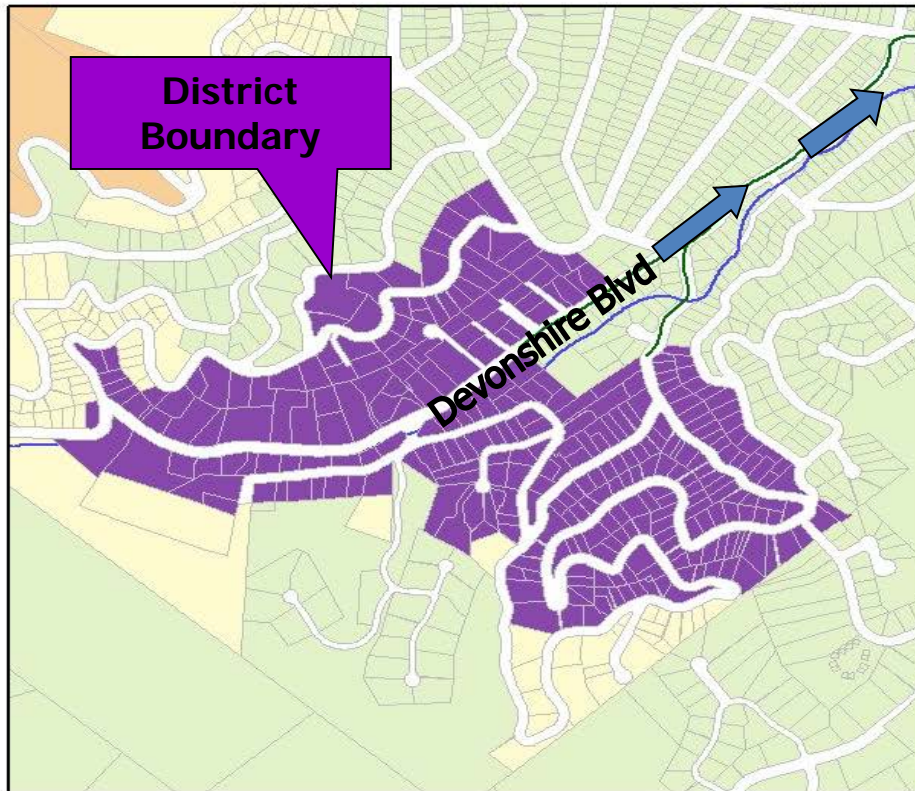


OVERVIEW

- ***District Information***
- ***District Funding***
- ***Programs, Services and Compliance***
- ***Elements of the Sewer Service Rates***
 - ***In District Costs***
 - ***Out of District Costs***
- ***Proposed Rate for Consideration***
- ***Rate Setting Timeline***

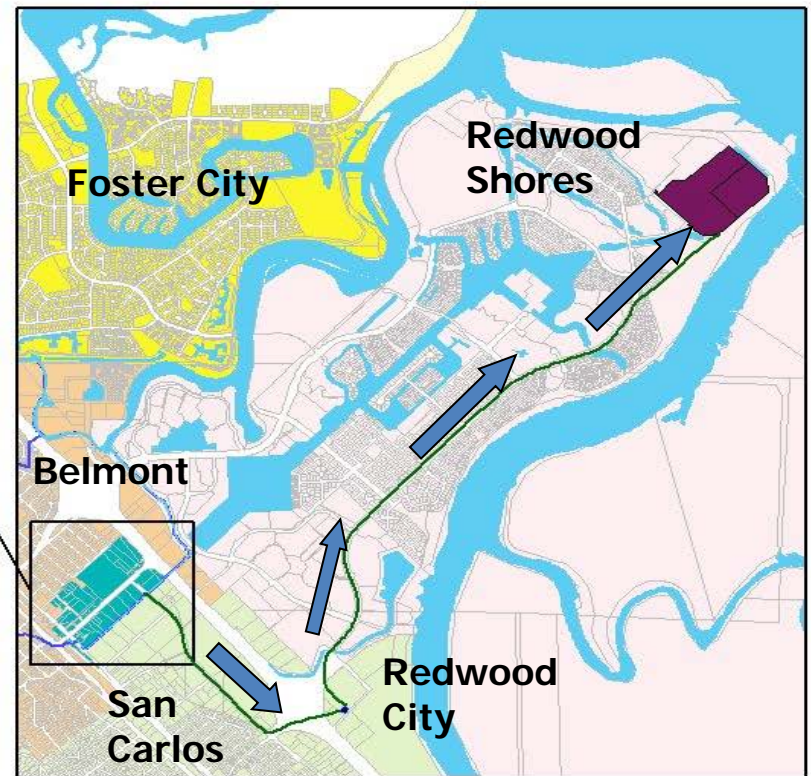
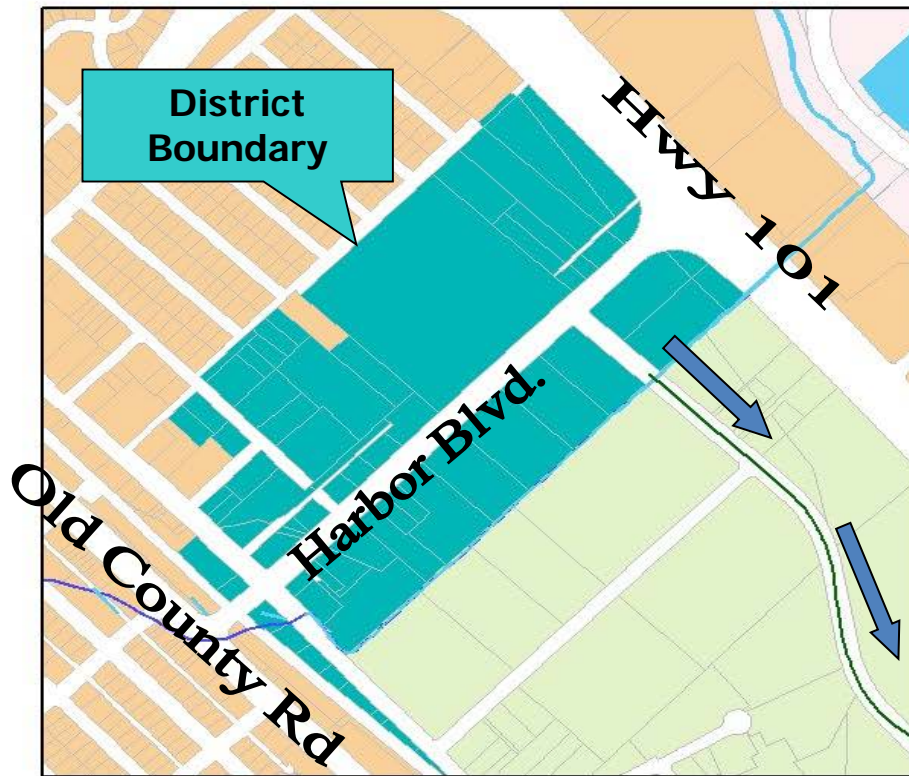
DISTRICT INFORMATION - DEVONSHIRE COUNTY SANITATION DISTRICT

SEWAGE FLOWS THROUGH CITY OF SAN CARLOS TO THE SILICON VALLEY CLEAN WATER (SVCW) SEWAGE TREATMENT PLANT IN REDWOOD SHORES FOR TREATMENT



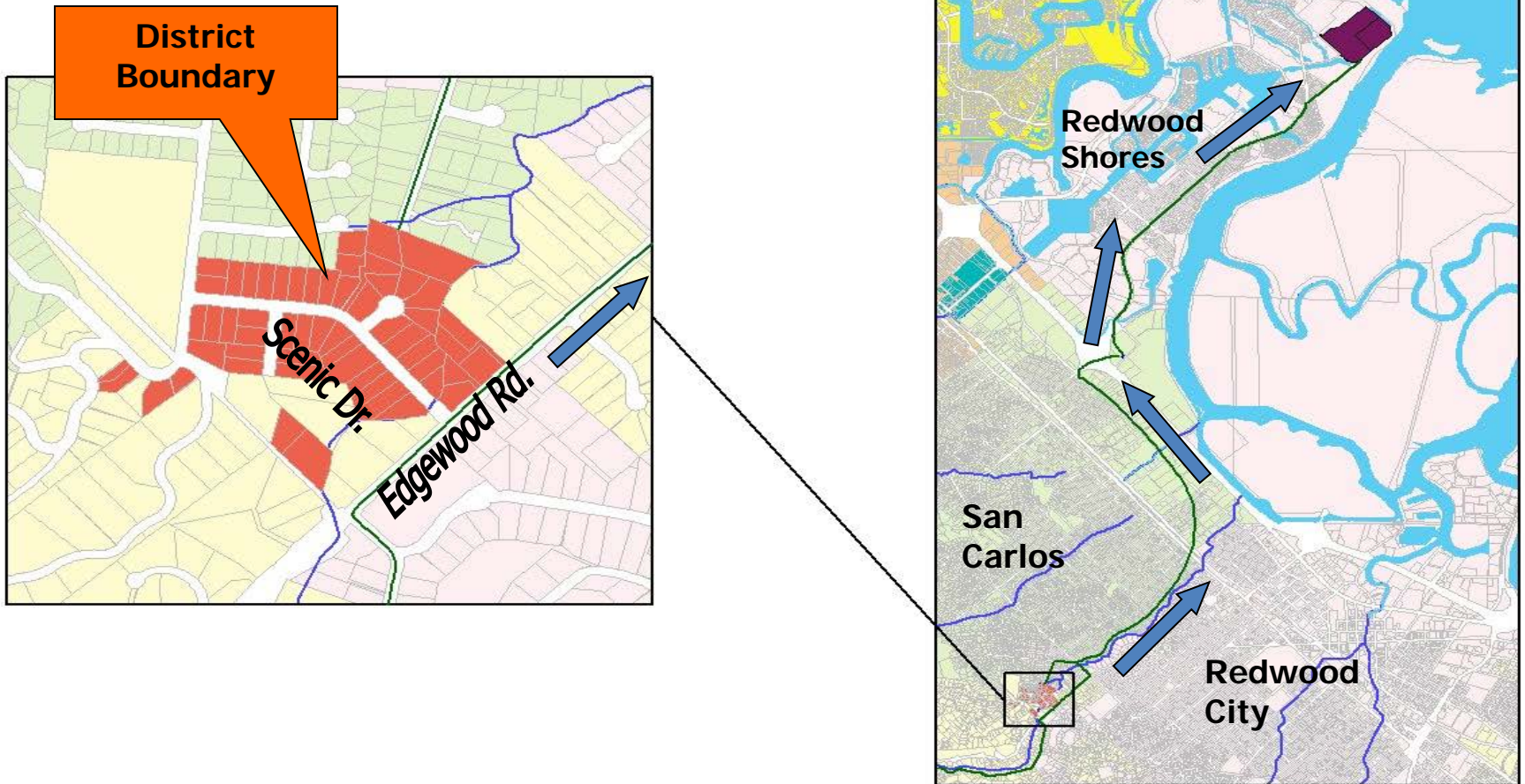
DISTRICT INFORMATION - HARBOR INDUSTRIAL SEWER MAINTENANCE DISTRICT

SEWAGE FLOWS THROUGH CITY OF SAN CARLOS TO THE SILICON VALLEY CLEAN WATER (SVCW) SEWAGE TREATMENT PLANT IN REDWOOD SHORES FOR TREATMENT



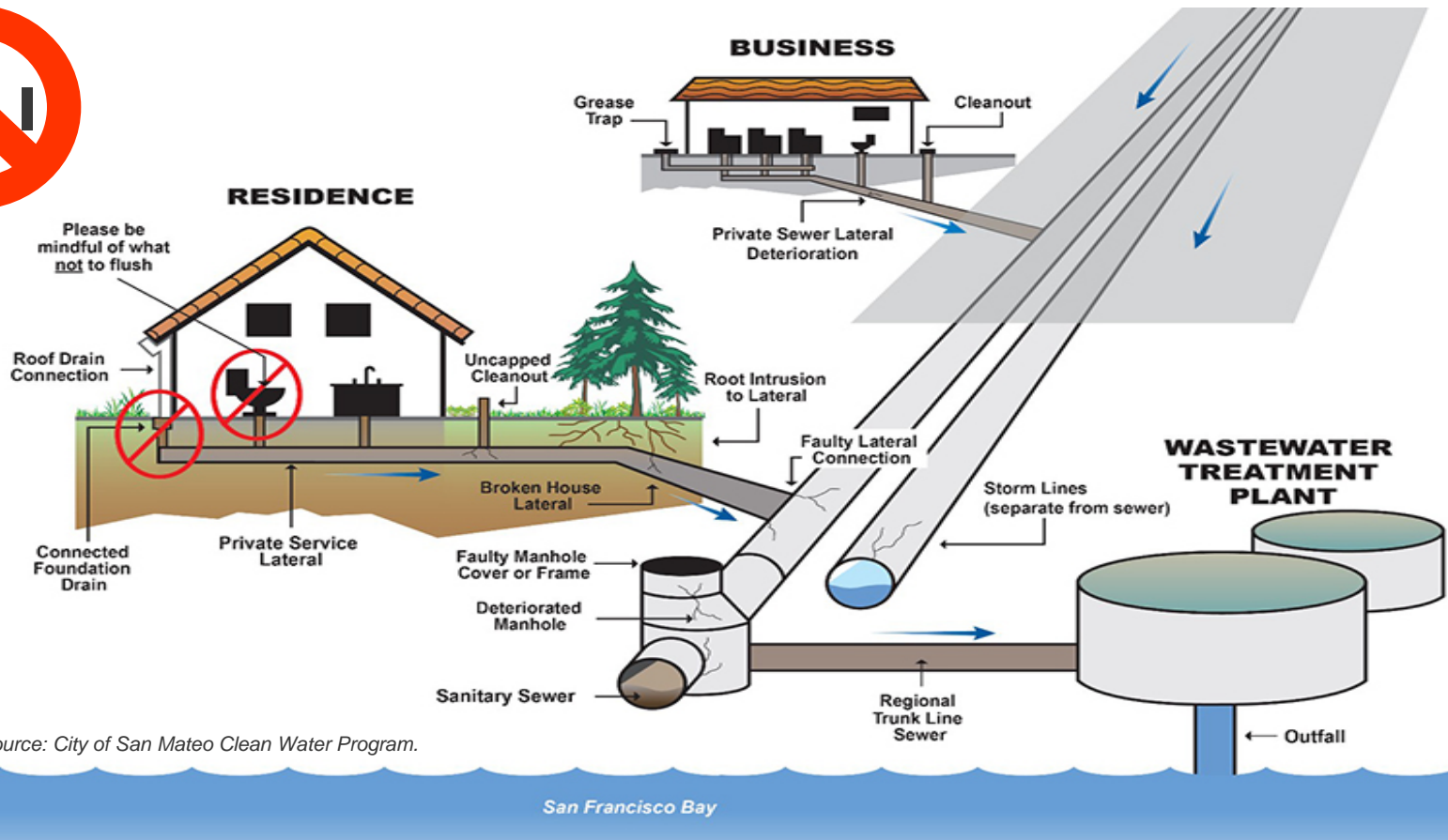

DISTRICT INFORMATION - SCENIC HEIGHTS COUNTY SANITATION DISTRICT

SEWAGE FLOWS THROUGH CITY OF SAN CARLOS TO THE SILICON VALLEY CLEAN WATER (SVCW) SEWAGE TREATMENT PLANT IN REDWOOD SHORES FOR TREATMENT



DISTRICT INFORMATION – HOW DOES A SEWER SYSTEM WORK?

EACH DISTRICT RELIES ON DOWNSTREAM AGENCIES TO TRANSPORT SEWAGE COLLECTED BY THE DISTRICT TO THE TREATMENT PLANT



Source: City of San Mateo Clean Water Program.

DISTRICT SPECIFIC STATISTICS

District	Age (Years) *	Number of Connections **	Equivalent Residential Units (ERU)	Downstream Transport Agency	Treatment Facility
Devonshire CSD	64	276	301	City of San Carlos	Silicon Valley Clean Water (SVCW)
Harbor Industrial SMD	69	63	233		
Scenic Heights CSD	71	54	57		

* *Age based on District formation date*

** *Based on 2019-20 Sewer Service Charge Report*

District	Miles of Pipe	Percentage of Pipe in Easements	Percentage of Pipe in Streets
Devonshire CSD	4.1	38.48%	61.52%
Harbor Industrial SMD	0.9 (4,750 feet)	15.80%	84.20%
Scenic Heights CSD	3.0	13.30%	86.70%

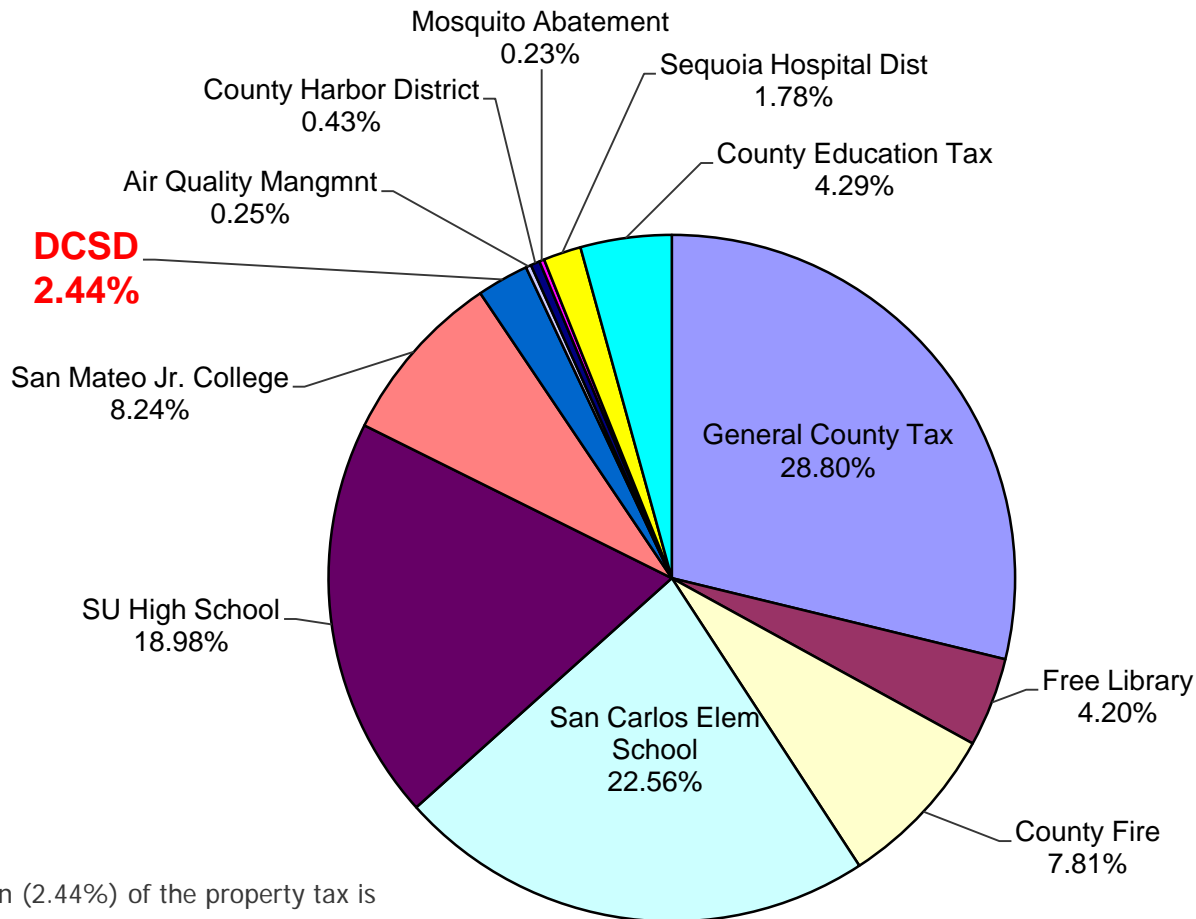
SEWER/SANITATION DISTRICTS IN COUNTY GOVERNMENT

EACH DISTRICT IS AN INDEPENDENT ENTITY WITH ITS OWN SEPARATE BUDGET

- Each District's Governing Board is the Board of Supervisors
- The District receives Sewer Service Charges and limited property taxes within the District boundaries to fund sewer service
- The Sewer Service Charges are a Fee For Service, Not a Tax
- The District collects Sewer Service Charges on the Tax Bill because it is least costly way to collect the fee

WHERE DOES MY PROPERTY TAX MONEY GO?

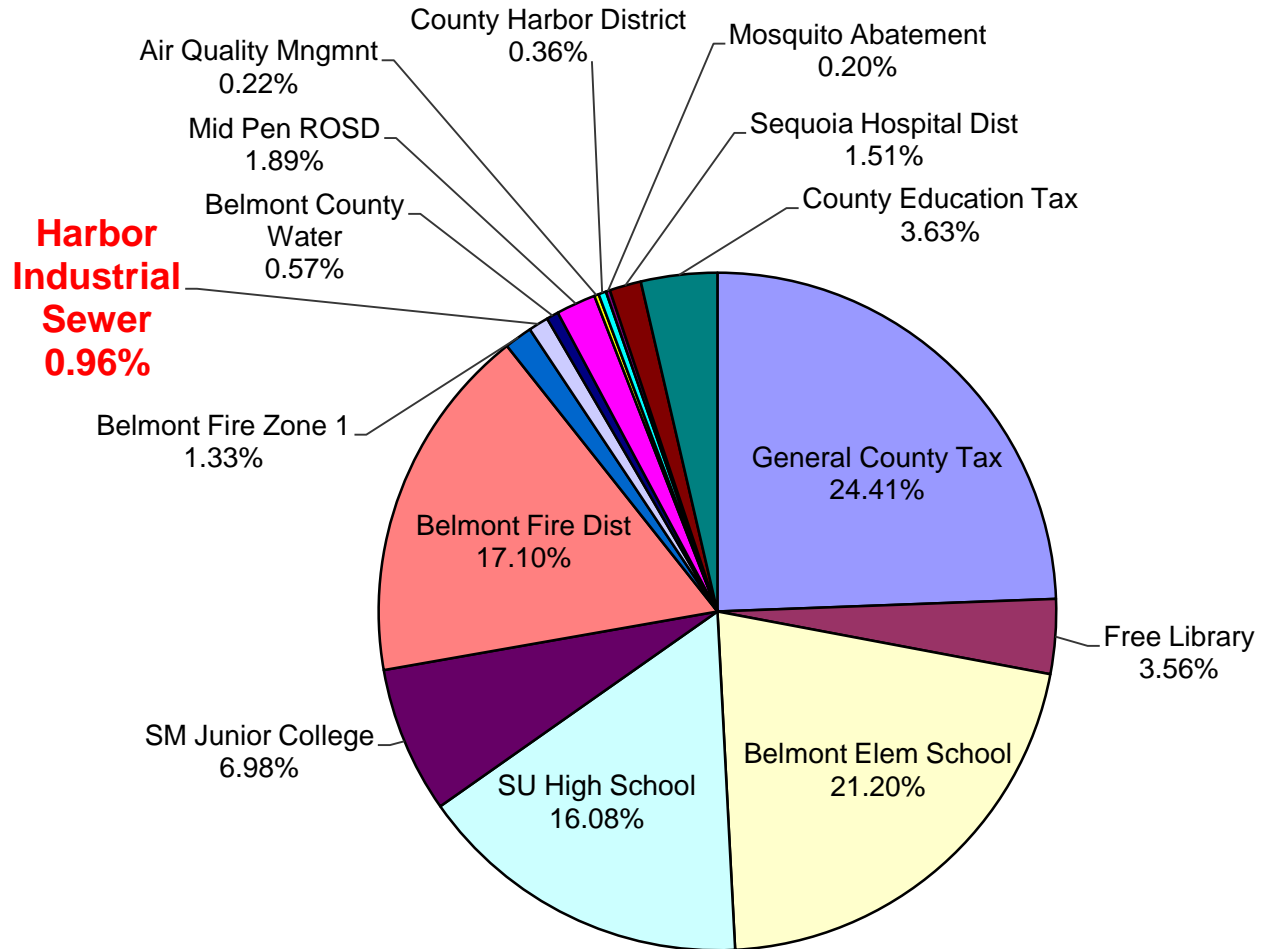
DCSD Sample Property Tax Allocation (TRA 076-005)



Note: DCSD allocation of a portion (2.44%) of the property tax is approximately \$34,700 per year

WHERE DOES MY PROPERTY TAX MONEY GO?

HISMD Sample Property Tax Allocation (TRA 053-017)

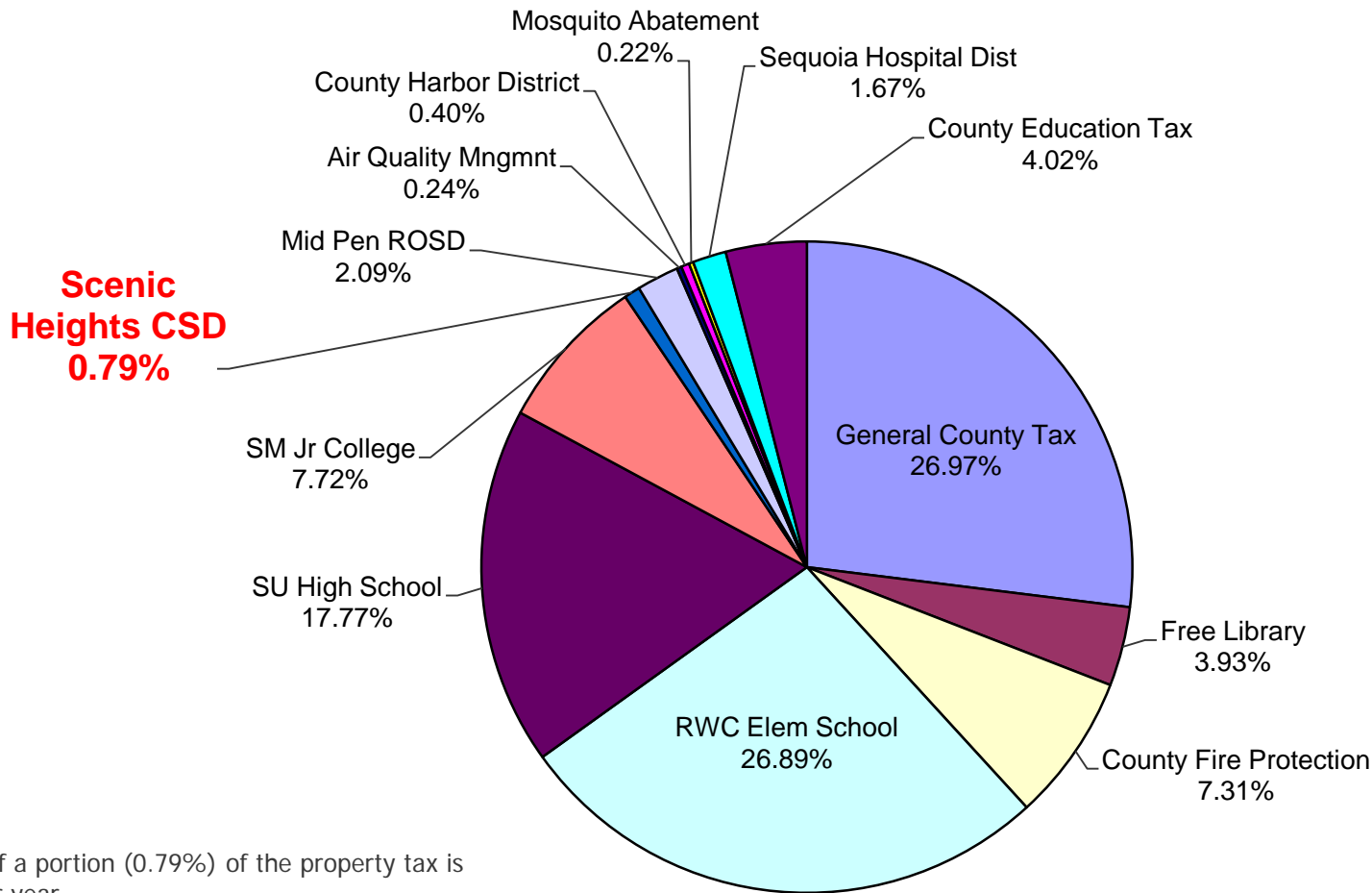


Note: HISMD allocation of a portion (0.96%) of the property tax is approximately \$10,000 per year.

WHERE DOES MY PROPERTY TAX MONEY

GO?

SHCSD Sample Property Tax Allocation (TRA 073-025)



PROGRAMS, SERVICES AND COMPLIANCE

- Purchased shared maintenance equipment (CCTV camera, flushing/vacuum trucks, and Vac-Con flusher-vacuum truck)
- Sanitary Sewer Overflow (SSO) Response, Reporting, Water Quality Monitoring, and Public Awareness Program
- Development and continuous updating of Sewer System Management Plan (SSMP)
- Continue to provide 24/7 emergency response to clear blockages in private laterals and services during COVID-19 pandemic



PROGRAMS, SERVICES AND COMPLIANCE

SANITARY SEWER OVERFLOWS (SSO)

District	2015	2016	2017	2018	2019	2020 (to date)
DCSD	1	3	1	3	1	0
HISMD	0	0	0	1	0	0
SHCSD	0	2	0	0	0	1

Preventative maintenance on District sewer mains is being performed at frequencies ranging from 12 to 18 months, depending on conditions.



**The toilet is only meant
to flush the three P's—
pee, poop and paper.**
toilet

PROGRAMS, SERVICES AND COMPLIANCE

POLLUTION PREVENTION/PUBLIC AWARENESS PROGRAM



! For health-related coronavirus updates, go to smchealth.org/coronavirus. Questions about the Shelter in Place Order? Go to our [Shelter in Place FAQs](#). For the latest updates from the County, go to: www.smcgov.org.

Home > Services > Utilities

Sewer Services

"FLUSHABLE" DOES *NOT* MEAN FLUSHABLE

Cleaning wipes, baby wipes, facial wipes, and paper towels are some of the biggest causes of (or contributors to) sewer back-ups in the County of San Mateo Sewer Districts. That's right - even if the package says "flushable" or "disposable", they should NEVER be flushed. They belong in the trash.

Flush only toilet paper, put trash in the trash can. Help prevent costly sewer problems and keep our environment safe from sanitary sewer backups and overflows!

FLUSH ONLY THE "3 P'S":

- Pee
- Poop
- toilet Paper
- *No Wipes. No Paper Towels.*

To report a sewer backup, call: (650) 363-4100 (24hr/day)

[FIND MORE INFORMATION HERE »](#)

In May 2020 due to COVID-19 shelter-in-place orders and to increase awareness about not flushing cleaning and sanitizing "flushable wipes" the above message was added to the sewer district website: <http://www.smcgov.org/sewers>

PROGRAMS, SERVICES AND COMPLIANCE

POLLUTION PREVENTION/PUBLIC AWARENESS PROGRAM

AVOID SEWER BACKUPS AND OVERFLOWS BY KEEPING TRASH OUT OF YOUR TOILET

CLOG

Items shown causing clogs: Cotton swabs & makeup pads, Tampons, maxi pads & their applicators/wrappers, Kitty litter, Syringes, Paper towels and shop towels, Diapers, Dental Floss, Plastics and food wrappers, Condoms and their wrappers, Hair, Prescription and OTC medications.

Did you know?
Cleaning wipes, baby wipes and facial wipes are one of the biggest causes for contributors to sewer back-ups in the County of San Mateo Sewer Districts. That's right- even if the package says "flushable" or "disposable", they should NEVER be flushed. They belong in the trash.

Flush ONLY toilet paper. Put trash in the trash can.
For more information please visit our website at www.smcgov.org/sewers or call us at 650-363-4100.

Be Sewer Savvy:
Notes, tips & tricks to help keep your sewer pipes in tip-top shape.

- ✓ Protect your home
- ✓ Protect your business
- ✓ Avoid costly repairs

And prevent water pollution, too!

Beginning in 2012, brochures have been distributed to customers during service calls and mailed to customers upstream of a sanitary sewer overflow. Copies are also available on website at <http://www.smcgov.org/sewers>

DISTRICT EXPENSES

IN DISTRICT COSTS:

- ***Operation and Maintenance***
- ***Regulation Compliance***
- ***District Projects***



OUT OF DISTRICT COSTS:

- ***Sewage Transport and Treatment***
- ***Downstream Agency Capital Improvement Projects***



ELEMENTS OF THE SEWER SERVICE RATES **– CAPITAL IMPROVEMENT PROJECTS (CIP)**

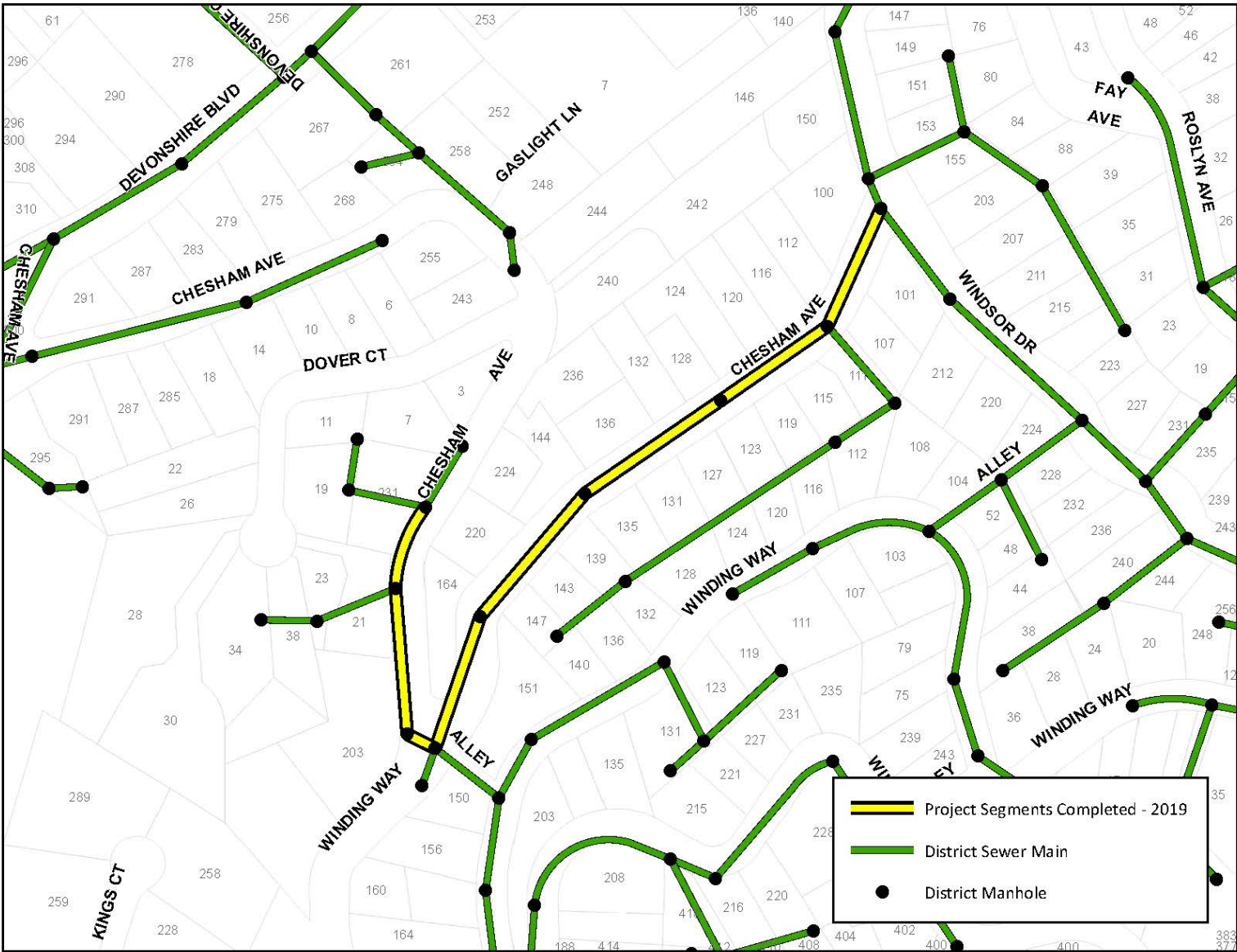
HIGH PRIORITY CIPs IDENTIFIED THROUGH CONDITION ASSESSMENTS

- ***Improvements are recommended based on the following:***
 - ***Lack of capacity in pipe***
 - ***Excessive maintenance costs***
 - ***Structural defects in pipe***

- ***Portions of your Sewer Service Charges collected are used to pay for improvements.***



COMPLETED CAPITAL IMPROVEMENT PROJECTS – DEVONSHIRE CSD



COMPLETED CAPITAL IMPROVEMENT PROJECTS – HARBOR INDUSTRIAL SMD



COMPLETED CAPITAL IMPROVEMENT PROJECTS – SCENIC HEIGHTS CSD



ELEMENTS OF THE SEWER SERVICE RATES – FUTURE PLANNING

FUTURE PROJECTS AND ESTIMATED COSTS

Devonshire CSD:

Phase 2 - Winding Wy. and Windsor Dr. (1,060 ft)	\$329,000
---	-----------

Harbor Industrial SMD:

Phase 2 - Old County Rd., Harbor Blvd. and O'Neil Ave. (1,600 ft)	\$496,000
--	-----------

Scenic Heights CSD:

Phase 2 – Cordilleras Rd. from Lakeview Way to Canyon Rd. (4,020 ft)	\$1,488,000
---	-------------



ELEMENTS OF THE SEWER SERVICE RATES **– OUT OF DISTRICT COSTS**

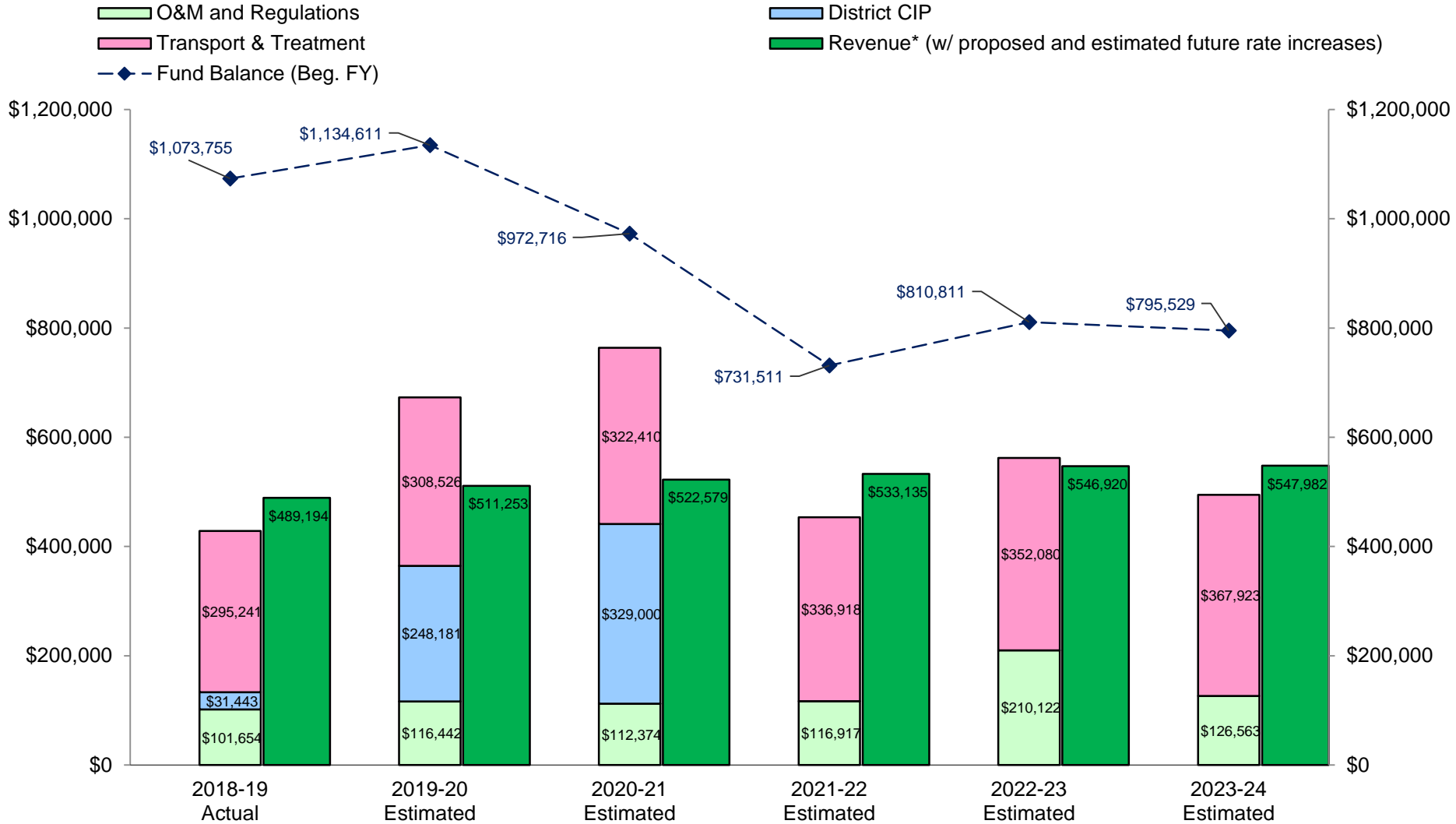
PAYING FOR SEWAGE TRANSPORT, TREATMENT, AND DISPOSAL

- ***SVCW charges member agencies (Redwood City, San Carlos, Belmont, and West Bay Sanitary District) for sewage treatment***
- ***Agreement with the City of San Carlos for sewage transport through City pipes with treatment and disposal at the SVCW***
- ***Harbor Industrial SMD pays a portion of the City's allocable share of SVCW expenditures for treatment and transport***
 - ***The City's costs are estimated to increase by 4.5% for FYs 2019-22***
 - ***Based on number of ERUs for Devonshire CSD and Scenic Heights CSD***
 - ***Based on quantity and quality of flow for Harbor Industrial SMD***



ELEMENTS OF THE SEWER SERVICE RATES

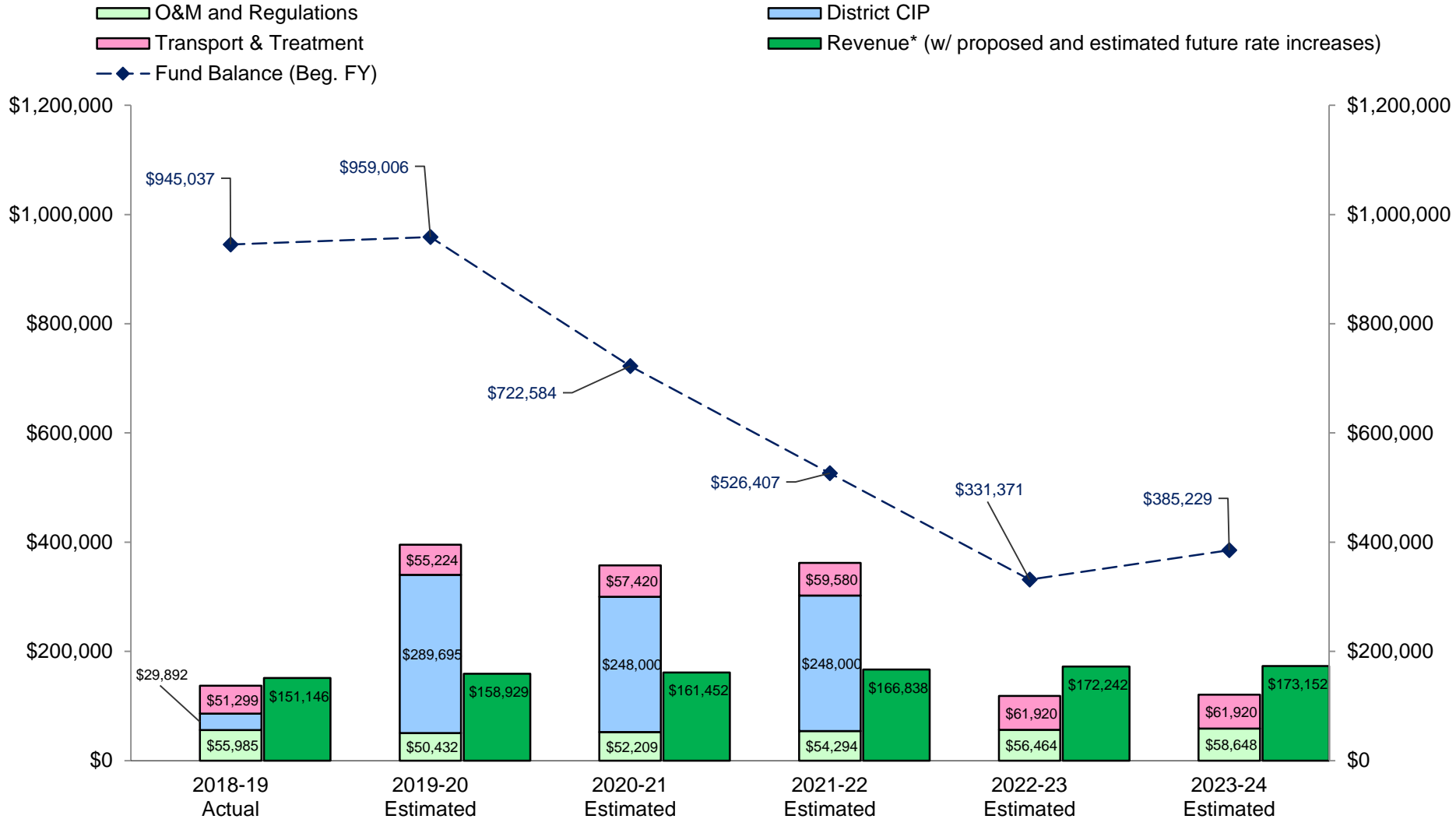
Devonshire CSD Expenditure & Revenue Comparison



* Revenue may include: property taxes, interest, HOPTR, Sewer Service Charges, miscellaneous fees.

ELEMENTS OF THE SEWER SERVICE RATES

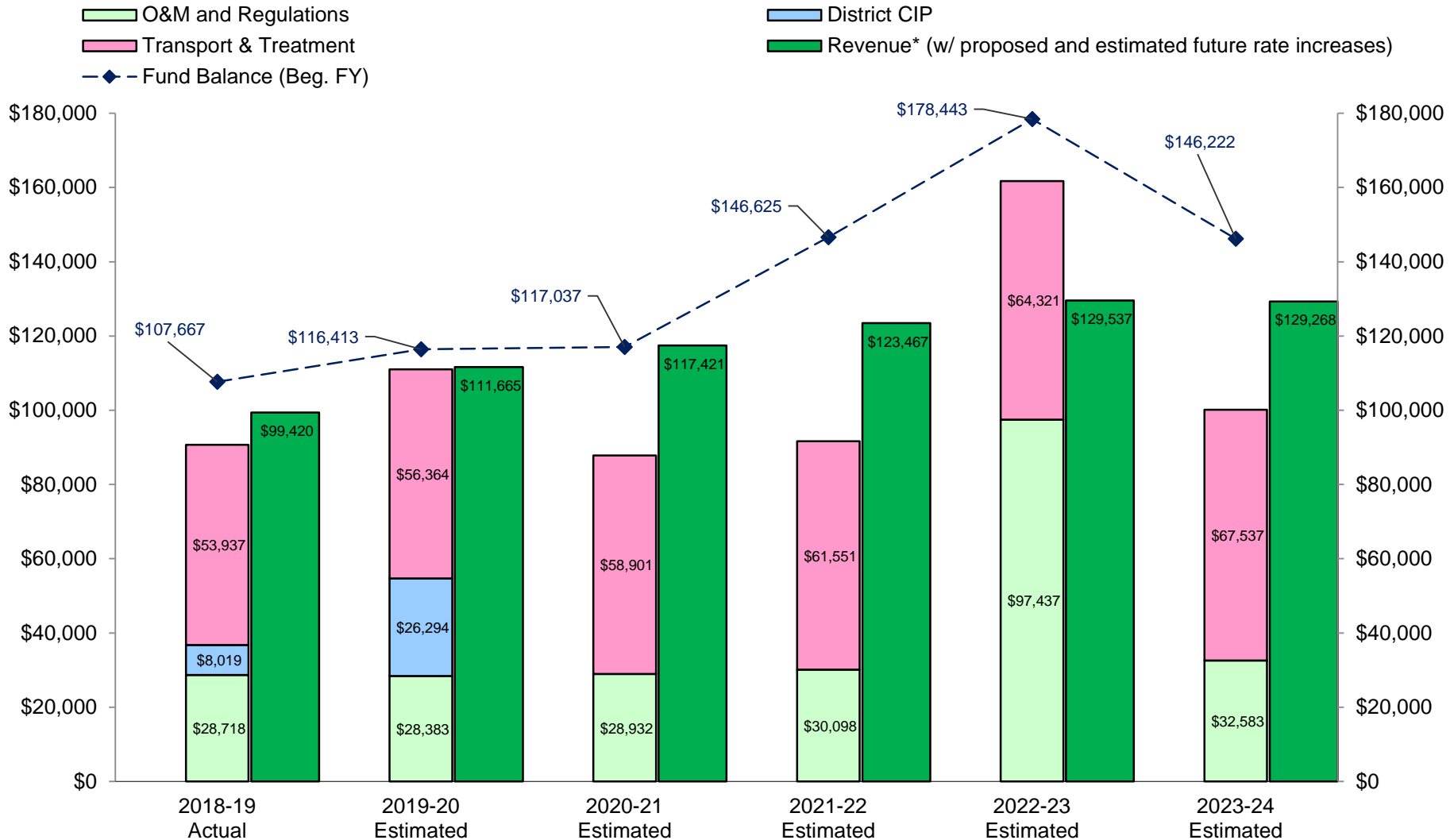
Harbor Industrial SMD Expenditure & Revenue Comparison



* Revenue may include: property taxes, interest, HOPTR, Sewer Service Charges, miscellaneous fees.

ELEMENTS OF THE SEWER SERVICE RATES

Scenic Heights CSD Expenditure & Revenue Comparison



- Revenue may include: property taxes, interest, HOPTR, Sewer Service Charges, miscellaneous fees.
- FY 2022-23 O&M includes approximately \$65,000 in planned Closed Circuit Television (CCTV) inspection of District sewer mains.

PROPOSED RATES

	Sewer Service Rates (\$/Year Per Equivalent Residential Unit)			
	Current Rate FY 2019-20	Proposed Rates		
		FY 2020-21	FY 2021-22	FY 2022-23
Devonshire CSD	\$1,500	\$1,540 <i>(+ \$40/yr or \$3.33/mo)</i>	\$1,580 <i>(+ \$40/yr or \$3.33/mo)</i>	\$1,620 <i>(+ \$40/yr or \$3.33/mo)</i>
Harbor Industrial SMD	\$555	\$585 <i>(+ \$30/yr or \$2.50/mo)</i>	\$615 <i>(+ \$30/yr or \$2.50/mo)</i>	\$645 <i>(+ \$30/yr or \$2.50/mo)</i>
Scenic Heights CSD	\$1,895	\$1,995 <i>(+ \$100/yr or \$8.33/mo)</i>	\$2,095 <i>(+ \$100/yr or \$8.33/mo)</i>	\$2,195 <i>(+ \$100/yr or \$8.33/mo)</i>

RATE SETTING TIMELINE

Key Dates	Actions
June 2, 2020	Introduce Ordinance with proposed sewer service rate and set Public Hearing for July 21, 2020.
June 5, 2020	Send Proposition 218 notice (45 days prior to public hearing) to property owners with proposed rate.
July 21, 2020	Hold public hearing, adopt Ordinance setting rate, and adopt FY 2020-21 Sewer Service Charges Report based on the adopted rate.



**Emergency Response
24 Hours a Day, 7 Days a Week**

Mainline (Blockage)

Customer Sewer Laterals

**Call (650) 363-4100 to Report
Sewer Overflows**



THANK YOU!

Please e-mail comments and questions to:
sewers@smcgov.org

Information is available on our website at:
<http://www.smcgov.org/sewers>



**The toilet is only meant
to flush the three P's—
pee, poop and paper.**
toilet

